

AC axial fans

A-Range, Ø 300



ebm-papst • Muldingen

Nominal data		Characteristic	Voltage	Frequency	Air flow	Speed/rpm	Power input	Current draw	Capacitor	Noise level	Max. back pressure	Perm. amb. temp.	Mass
Type	Motor	VAC	Hz	m³/h	min ⁻¹	W	A	µF/VDB	dB(A)	Pa	°C	kg	
*2D 300 ⁽¹⁾	M2D068-EC	①	230/400	50	2760	2650	180	0,31	---	76	150	60	2,7
			230/400	60	2940	2800	270	0,41	---	77	100	40	
*2E 300	M2E068-EC	②	230	50	2440	2650	140	0,62	5,0/400	75	150	55	2,5
			230	60	2700	2900	190	0,83	5,0/400	78	150	50	
*4D 300 ⁽¹⁾	M4D068-DF	③	230/400	50	1740	1370	85	0,21	---	66	100	55	2,3
			230/400	60	1910	1520	110	0,22	---	68	110	40	
*4E 300	M4E068-DF	④	230	50	1690	1350	95	0,44	3,0/400	65	120	45	2,3
			230	60	1830	1450	105	0,47	2,0/400	66	100	40	
*4S 300	M4S068-DF	⑤	230	50	1440	1380	94	0,67	---	62	75	30	2,1
			230	60	1600	1550	94	0,67	---	64	60	40	

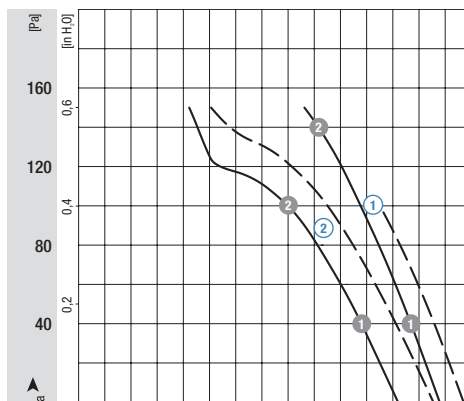
subject to alterations

⁽¹⁾ Current draw established at 400 VAC (Y)

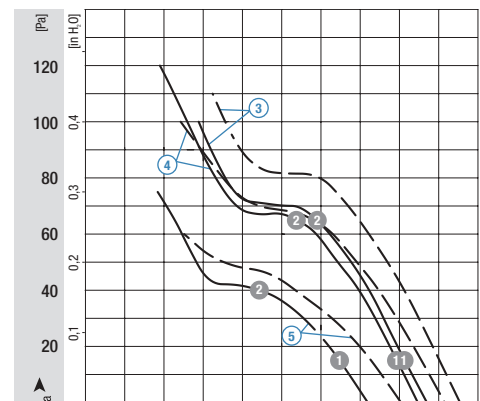
	n [min ⁻¹]	P ₁ [W]
① ①	2610	190
① ②	2535	220
② ①	2600	149
② ②	2530	162

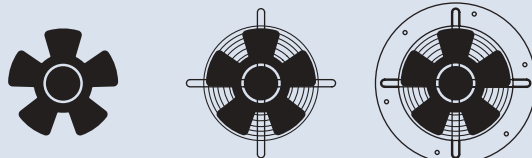
	n [min ⁻¹]	P ₁ [W]
③ ①	1360	86
③ ②	1345	94
④ ①	1345	96
④ ②	1315	101
⑤ ①	1375	92
⑤ ②	1360	94

Characteristics



Characteristics



Selection	Cable exit	Direction of air flow				Dimensions			
						a	b	c	h
Type	S/A/B								
*2D 300	S	"V"	A2D300-AD02 -01	S2D300-BD02 -01	W2D300-CD02 -01	101	30	32	64
		"A"	A2D300-AD02 -02	S2D300-BD02 -02	W2D300-CD02 -02	101	30	32	64
*2E 300	S	"V"	A2E 300-AC47 -01	S2E 300-BC47 -01	W2E 300-CC47 -01	98	20	30	50
		"A"	A2E 300-AC47 -02	S2E 300-BC47 -02	W2E 300-CC47 -02	98	20	17	37
*4D 300	S	"V"	A4D300-AA02 -01	S4D300-BA02 -01	W4D300-CA02 -01	83	56	20	73
		"A"	A4D300-AA02 -02	S4D300-BA02 -02	W4D300-CA02 -02	83	56	20	73
*4E 300	S	"V"	A4E 300-AA01 -01	S4E 300-BA01 -01	W4E 300-CA01 -01	83	56	20	73
		"A"	A4E 300-AA01 -02	S4E 300-BA01 -02	W4E 300-CA01 -02	83	56	20	73
*4S 300	S	"V"	A4S 300-AA02 -01	S4S 300-BA02 -01	W4S 300-CA02 -01	83	30	20	52
		"A"	A4S 300-AA02 -02	S4S 300-BA02 -02	W4S 300-CA02 -02	83	30	20	52

